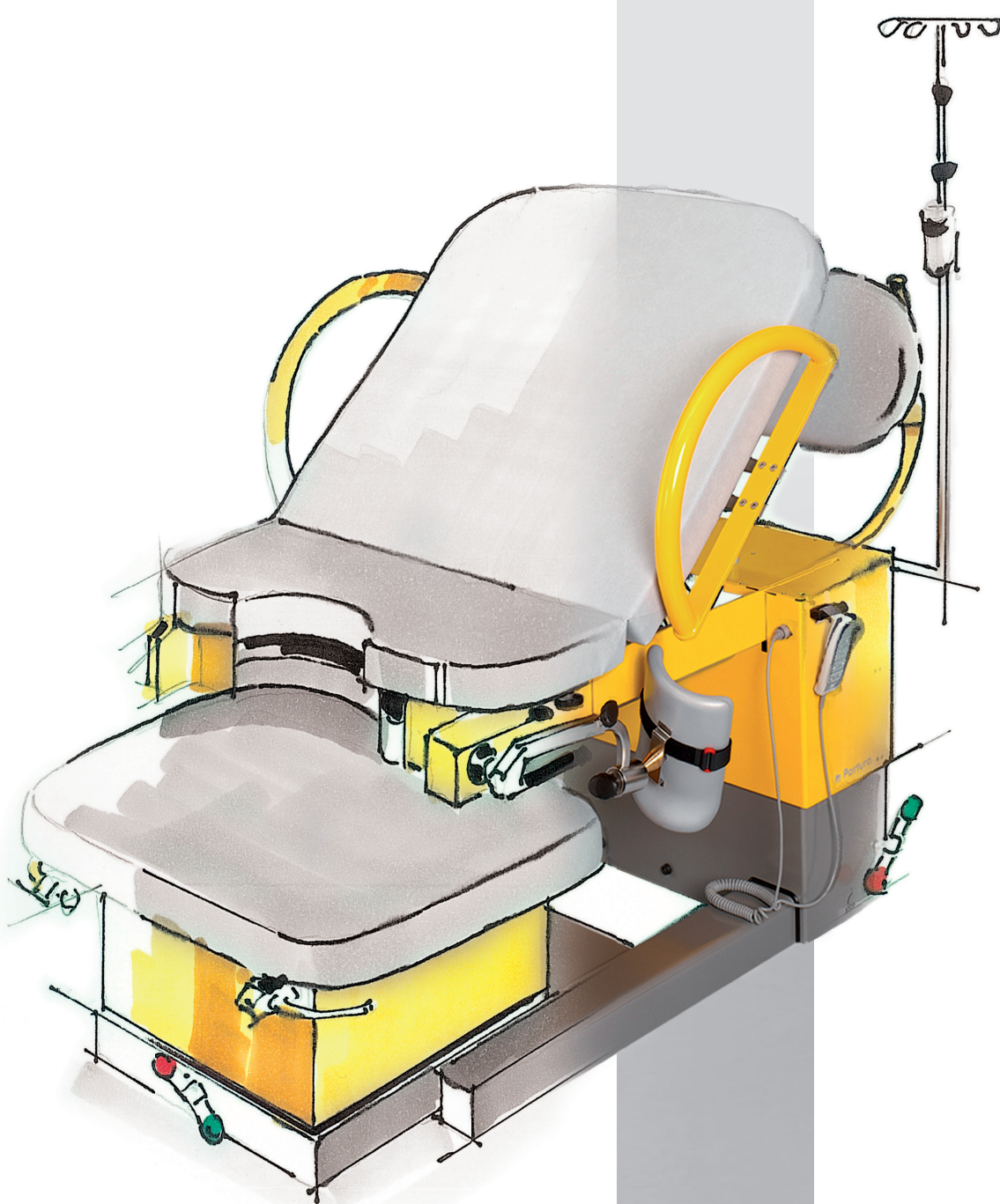


Partura®
The Schmitz delivery table
comfortable and safe delivery –
with focus on preventive obstetrics




SCHMITZ

A Sense of Confidence



Partura® combining comfort, flexibility and safety



Idea: Karin Berghammer/
Iris Podgorschek
Design: podpod design

The delivery table is designed in such a way as to offer maximum freedom of movement to the expectant mother during the first stage of labour and the expulsion period. It may be adjusted infinitely with a hand control.

The expectant mother can adjust the table herself to suit her individual needs. The pleasantly padded lying surface is large enough to allow active support by the partner. The midwife may use the foot section as a seat.

2

In modern-day hospital care, great emphasis is placed on patient satisfaction as well as safe medical treatment.

The delivery table manufactured by Schmitz meets all requirements:

It combines an attractive design with great comfort for the expectant mother and optimum working conditions for the obstetrics team.

The closed, smooth covering and the padded areas are easy to clean and disinfect.

If required, the table may be adjusted in just a few steps to allow rapid surgical intervention.

The delivery table for a safe and gentle birth.

First stage of labour, table in lowest position (64 cm) to alternate between relaxation and movement, the low table height facilitates getting up and down from the table



Second stage of birth in vertical position with partner, the woman may lean against her partner, bodily contact

Birth in lithotomy position, classical position



Birth in crouching position, optimization of the birth axis, maximum kyphosis, perineum is relieved

Birth in Trendelenburg position in shoulder dystocia, surgical interventions or manual expulsion



Birth in crouching position with partner, who can lift the woman slightly when the head emerges, bodily contact

First stage of labour and/or transitional stage in knee-elbow position in cases of urge to bear down prior to full dilatation of the cervical os and in intrauterine asphyxia



Surgical delivery, forceps delivery or vacuum extraction, manual expulsion in breech presentation post partum to care for the perineum, in manual removal of the placenta

Birth in knee-elbow position, for multiparas with a previous epidural to relieve the perineum and with particularly large children



Caesarean section in delivery room in case of absolute indication

Post partum, with birth in knee-elbow position, the woman does not have to turn around after delivery and can simply sit back



Shock position in prolapse of the cord or circulatory collapse

Second stage of labour in vertical position, comfortable sitting position; the recess in the mattress means that no pressure is applied to the perineum. The woman does not require a partner, manual expulsion possible in breech presentation



Leg elevation for relaxation

Delivery table Partura® Perfectly equipped

Delivery table Partura 140.1010.0

- The foot section can be separated from the main section – for better access for midwife and doctor – foot section may also be used as a seat or storage.
- Parallel and separate electromotive height adjustment of main and foot section.
- Easy cleaning and disinfection thanks to closed, smooth surfaces, detachable upholstery.
- Mobile by means of swivel castors – central braking system.
- 24 standard colours for an attractive colour design.
- Manifold possibilities of adjustment, high stability and a lot of space for all different labour-facilitating positions – also involving the partner.
- Electric adjustments by means of 2 hand control units.
- Softstart function of all bed movements.
- Multifunctional back rest, insertable at main and foot section.
- Leg supports with ball and socket joint for a fast adjustment out of park into use position.
- Operational reliability at temporary power failure thanks to integrated batteries.




Powder-coated finish:
1. colour – signal yellow RAL 1003
2. colour – grey aluminium RAL 9007



- 1 Easy and fast storing of leg supports under the top or swinging-back, if required.
- 2 Back rest may also be attached at the foot section.
- 3 If not required, handles may be stored at the head end of main section.
- 4 Main switch, potential equalization, battery indicator, socket acc. to IEC 60230 C13
- 5 Infusion rod may be attached at the head or on the left or right-hand side.
- 6 Handgrips for an easy movement of foot section. Fixing lever for locking of foot section.
- 7 Two hand controls with helix cable, situated left and right hand at main section.

Accessories:

- 8 **Cushion 104.6010.0**
to support the back
- Fitted cover 104.6020.0**
for two-part-pad, white, may be washed up to 95° C
- 9 **Supporting bar 104.6030.0**
to stabilize the shoulder girdle, powder-coated steel tube, tiltable and height adjustable, with two s/s swivel-type clamps, mounting on side rails
- 10 **Handles (pair) 104.6040.0**
detachable, powder coated steel tube, attachment to back section, s/s clamp
- 11 **Rinsing basin 104.6050.0**
made of stainless steel,
355 x 325 x 100 mm (L x W x D)
- 12 **Foot supports (pair) 104.6060.0**
stainless steel attachment, foot plates of plastic material, grey



Delivery table Partura®

CE

Standard equipment

Partura delivery table, model no. 140.1010.0.

Main section featuring seat and back, foot section; on casters, central locking device.

Main and foot sections may be separated. The foot section may be pushed under the main section, four locking positions.

Seat section features a recess of 150 mm radius.

Two-part pad for main section and foot section made of highly elastic coated foam, moisture repellent and secured against slipping.

1 two-part cover, white, may be washed up to 95° C.

Casing and frame made of powder coated sheet steel, available colours on our colour chart.

Back rest may be attached at the head or foot end, with imitation leather covering in granite grey 89.

Two Göpel-type leg supports, stainless steel 18/10, integral foam pad in light grey, height adjustable. Two rotating joints to attach the leg supports. Quick changing of leg supports from parking position to shock position, e.g.

Two handles, stainless steel 18/10, integral foam in light grey, may be attached at the sides.

Infusion rod with 4 hooks, stainless steel 18/10, may be attached at the head and near the handles, height adjustable.

Back support near the seat recess, semi-circular, integral foam light grey, for birth in squatting position.

Two hand controls with helix cable, left and right of the main section, for infinite adjustment driven by an electric motor.

- Height of main section adjustable
- Back section adjustable
- Seat section adjustable
- Inclination of top (shock position)
- Height of foot section adjustable (in connection with main section)

The integrated emergency power supply guarantees security in case of short-term power failure.

Technical specifications

Height of main section adjustable from 645 - 925 mm

Height of foot section adjustable from 460 - 925 mm

(only in connection with main section)
External dimensions of delivery table with back rest

2330 (L) x 1015 (W) mm

Padded top 1950 (L) x 950 (W) mm

Length of mattress on back rest 890 mm

Length of mattress on seat section 350 mm

Length of mattress on foot section 695 mm

Mattress thickness 80 mm

Angle of inclination of top (shock position) 0-12°

Adjusting angle of back section 0-78°

Adjusting angle of seat section 0-27°

Safe working load (main section) 220 kg

Safe working load (foot section) 135 kg

Weight foot section 110 kg

Weight main section 265 kg

Total weight 375 kg

Supply voltage 230 V AC

Frequency 50 Hz

Power consumption max. 0.76 KW

Protection class I/ B

Colours

Two-part pad for main section and foot section: granite grey 89

Back rest pad: granite grey 89

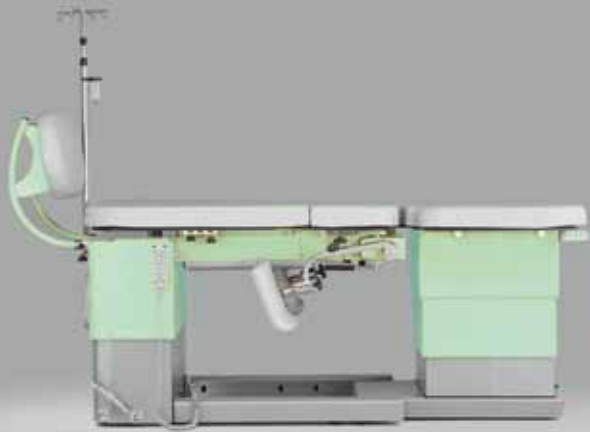
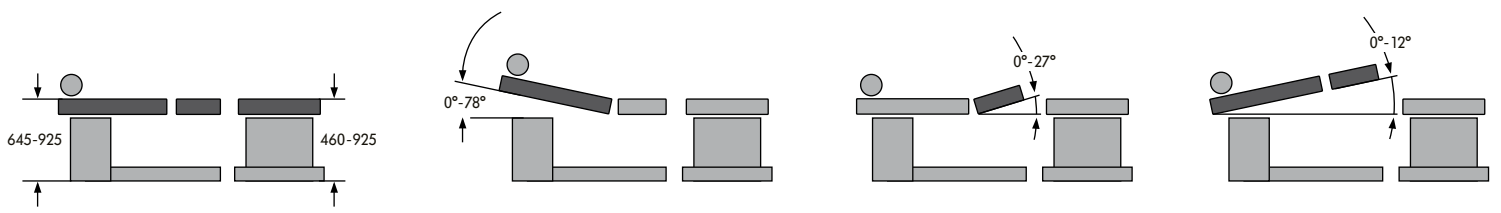
Leg supports, handles and back support: integral foam light grey

Sheet steel parts: powder coated acc. to colour chart.

Powder coated finishes

	grey white RAL 9002
	pure white RAL 9010
	alabaster grey RAL 0007500*
	light grey RAL 7035
	anthracite grey RAL 7016
	jet black RAL 9005
	white aluminium RAL 9006
	grey aluminium RAL 9007
	rape yellow RAL 1009050*
	signal yellow RAL 1003
	yellow orange RAL 0506060*
	light ivory RAL 1015
	sahara beige RAL 0607030*
	copper brown RAL 8004
	antique pink RAL 3014
	pastel lilac RAL 3108010*
	jade green RAL 1808010*
	fir green RAL 1703020*
	lemon green RAL 1008060*
	leaf green RAL 1206050*
	turquoise blue RAL 5018
	white blue RAL 2408015*
	light blue RAL 2606030*
	sapphire blue RAL 5003

* RAL shades





Schmitz u. Söhne GmbH & Co. KG


P. O. Box 14 61
58734 Wickede (Ruhr)
Germany (postal address)
Zum Ostenfeld 29
58739 Wickede (Ruhr)
Germany (visiting address)
Phone +49 (0)2377 84 0
Fax +49 (0)2377 84 135
www.schmitz-soehne.com
export@schmitz-soehne.de

Technical service, hotline:
Phone +49 (0)2377 84 549
Fax +49 (0)2377 84 210
service@schmitz-soehne.de

All articles including corresponding accessories marked with the CE label meet the standards for medical devices acc. to MPG and the EC regulation 93/42/EEC.



The products may only be used for their intended purpose of use. Please also observe our operating manual!



f /schmitz.soehne



Schmitz abroad: Switzerland

SCHMITZ AG
Schloss-Strasse 67
8207 Schaffhausen
Phone +41 (0) 52 6 43 25 05
Fax +41 (0) 52 6 43 26 91
schmitz-ag@bluewin.ch

SCHMITZ AG
François Poncet
Chemin de Bois 32
1020 Renens VD
Phone +41 (0) 21 6 91 74 66
Fax +41 (0) 21 6 91 74 62
Mobile 079-2128334
schmitz-sa@bluewin.ch

Great Britain

Schmitz u. Söhne GmbH & Co. KG
Lars Boltz
7 Ferndale, 50 Luton Road
AL5 2UW, Harpenden
Great Britain
Phone +44 (0)1582 762 583
Mobile +44 (0)7725 844520
boltz@schmitz-soehne.de

France

SCHMITZ FRANCE SAS
27, rue du Lieutenant
Colonel Prévost
69006 Lyon
Phone +33 (0) 3 83 22 94 67
Fax +33 (0) 3 83 22 87 66
info@schmitz-france.fr

Spain

SCHMITZ u. Söhne Ibérica S.L.
Centro de Negocios Tartessos
Edificio Artemisa
C/ Pollensa, nº 2 - Oficina 3
28290 Las Rozas (Madrid)
Phone +34 (0) 91 6 40 45 14
Fax +34 (0) 91 6 36 63 05
schmitz@schmitz.es

Italy

SCHMITZ ITALIA S.r.l.
Daniela Capeletti
Piazza Garibaldi 20
15076 Ovada (AL)
Phone +39 (01 43) 8 03 50
Fax +39 (01 43) 83 42 53
Mobile 349-6338723
info@schmitz-italia.it
www.schmitz-italia.it

Russia and Eastern Europe

Schmitz u. Söhne GmbH & Co. KG
Sergey Kosolapov
Bornaische Str. 180
04279 Leipzig
Germany
Phone +49 (0) 3 41 3 37 80 34
Fax +49 (0) 3 41 3 37 80 35
Mobile +49 (0) 1 52 0 90 77 05 8
kosolapov@schmitz-soehne.de

U. A. E.

Schmitz u. Söhne
Dubai Branch
P.O. Box 293763
Dubai Airport Freezone
Dubai
United Arab Emirates
Phone +971 (0)4 2314120
Fax +971 (0)4 2314121
Mobile +966 (0)504230849
m.khurma@schmitz-soehne.de

China


Schmitz (Guangzhou)
Trading Co. Ltd.
World Trade Centre
North Tower 2501
Huan Shi East Road 371-375
Guangzhou 510095
Phone +86 (0) 20 87 61 33 01
Fax +86 (0) 20 87 60 39 23
info@schmitz-soehne.cn

Latin America

Schmitz u. Söhne GmbH & Co. KG
Alfredo Gentile
Av. Córdoba 1513 Piso 8, Oficina A
Buenos Aires, Argentina
Phone +54 (0)11 4811 4642
Fax +54 (0)11 4811 4642
Mobile 0911 6887 2086
gentile@schmitz-soehne.de

The complete Schmitz-products range

OPX mobilis®
Operating Tables
for Outpatient Departments
and Operating Theatres
Unique Flexibility
and Reliability




DIAMOND
A class of its own



Gynaecology, Urology
and Proctology
The perfect equipment
to meet all requirements



Accessories
for DIAMOND
and OPX mobilis®
operating tables



STL 285, STS 282, STX 280
The Patient Transport
Systems for Emergencies,
Outpatient Depts.,
Intensive Care and X-Ray



varimed®
The trolleys - our experts
for everyday clinical practice



varimed®
Medical Furniture
for Examination and
Treatment Areas



varimed®
Furniture for OR theatres
and outpatient departments

